

Our **Mirror Box Units** combine contemporary style with convenient storage for a modern, minimalist solution suitable for all kinds of commercial washrooms.

Mirror Box Units



Mirror Box Unit 1300mm

A minimalist design illuminated by halo back-lit cool white LEDs which is guaranteed to make a bold statement. The lockable mirrors combine functional concealed contactless accessories with additional storage space, maximising available wall space and eliminating the requirement for wall hung accessories.



01 Gas strut hinges allow easy access to concealed hand dryers, liquid hand soap dispensers and internal shelf.

02 Economical and sanitary sensor technology as standard.

See p202-203 for Mirror Box Unit technical specifications.

Main image

1300mm Mirror Box Units with integrated hand dryers and liquid soap dispensers. WT4 profile washtrough in Everest with Hartley wall mounted mixer taps in matt black.



Visit our YouTube channel to explore the features and benefits of Mirror Box Units.

Key features

- Minimalist design available in 2 sizes
- Illuminated by halo back-lit cool white LEDs
- Fully concealed behind mirror hand dryers, liquid soap and paper towel dispensers
- Carcass and accessories are off-site assembled for speedy installation
- Increased levels of hygiene with contactless technology and easy to clean surfaces
- Option of infill mirrors for panoramic design

Mirror Box Unit 700mm

Mirror Box Units are available with a range of configurable accessories and layouts to suit your requirements. Choose from contactless liquid hand soap dispensers, automatic hand dryers and paper towel dispensers, all of which are concealed, to keep surfaces clear, hygienic and easy to clean, with easy ongoing maintenance.



01 Minimal design available in 2 widths to complement any vanity area.

02 Gas strut hinges allow easy access to concealed paper towel and liquid hand soap dispenser.

See p202-203 for Mirror Box Unit technical specifications.

Main image

700mm Mirror Box Units with integrated paper towel and liquid soap dispensers. Q5 profile Quartz vanity in Nickel with Langley oval vessel basins and Deva tall sensor taps.



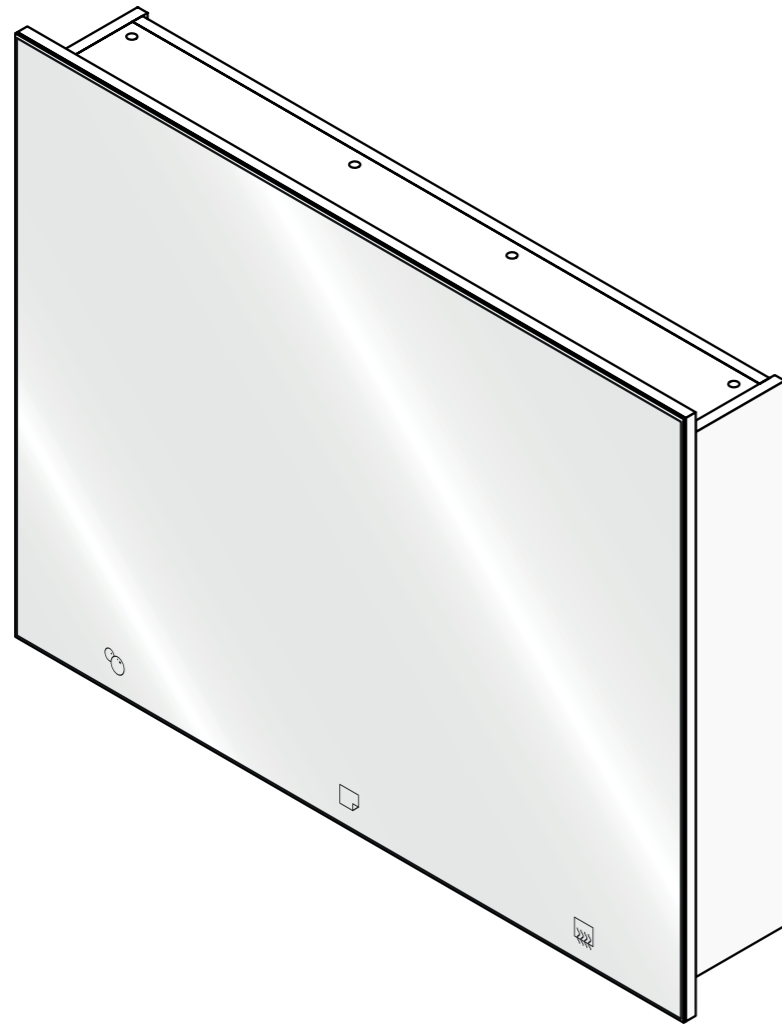
Take a closer look at Mirror Box Units by watching the dedicated video on our YouTube channel.

Key features


- Illuminated by halo back-lit cool white LEDs
- Speedy installation with carcass and accessories pre-assembled
- Touch free fully concealed washroom accessories
- Option of infill mirrors for panoramic design
- Customisable accessory configuration to meet requirements
- High tack vinyl icon stickers as standard
- Convenient storage with internal shelf
- Rim shutter locks as standard for increased security



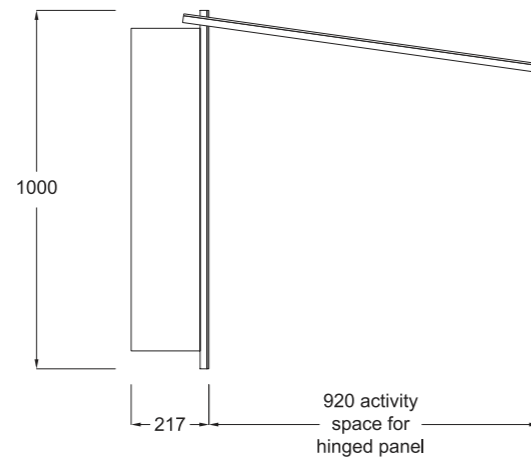
Technical Specifying Mirror Box Units



Width options



Activity space



Dimensions

700mm
Height
1000mm

Width
700mm

Depth
217mm

Mounting spaces
3 mounting spaces

Hinged panel
920mm activity space

1300mm
Height
1000mm

Width
1300mm

Depth
217mm

Mounting spaces
6 mounting spaces

Hinged panel
920mm activity space

Performance

HPL

Mirror Box Unit carcass manufactured from 19mm nominal thickness high performance moisture-resistant melamine faced chipboard. Edges lipped with ABS.

Glass

4mm thick silver safety back mirror with polished edges.

Detailing

Carcass

High performance moisture-resistant melamine faced chipboard.

Colour finish

Carcass
Porcelain.

Glass

Silver back mirror.

Edge treatment

HPL
Matching 0.8mm ABS lipping.

Glass

Polished edges.

Hardware

Hinges

Door fitted with gas strut hinges.

Lock

Roller shutter rim lock.

Lighting

Supplied with cool white 6000k LED lighting as standard, fitted flush into a rebate on rear of the door, providing a bright back-lit halo around the unit. Installed using waterproof IP67 rated connectors.

Fixings

Supplied with Z-hangers for wall/panel fixings.

Accessories

Paper towel dispenser

Suitable for most standard multi-fold paper towels, capable of holding three stacks of paper towels. Top loading by access inside cabinet. Requires 2 mounting spaces. Accessory icon indicator available as standard.

Liquid soap dispenser

Battery operated (4x C cell batteries required) automatic hand sensor. 2L liquid soap capacity equivalent to 3,200 dispenses. Requires 1 mounting space. Accessory icon indicator available as standard.

Hand dryer

Automatic hand sensor, 71 dBA noise rating, 130m³/h capacity, 1.7kW motor, mains feed required into rear of unit. Requires two mounting spaces. Accessory icon indicator available as standard.